



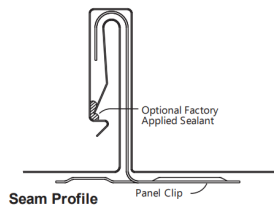
# TITANTEK

Architectural Metal Panels

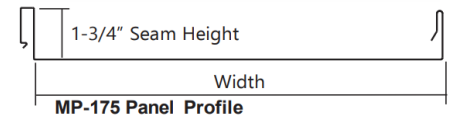
## TitanTek SnapSeam 175 Panel

The SnapSeam 175 Panel is one of the industry's most popular panel profile options. The snap lock seam provides a faster installation without compromising seam integrity and strength. This is due to the modest 1.75" seam height and anti-siphoning design unlike that of other snap seam designs.

### Profile Images



MP-175 Standard Clip (MP175SC)


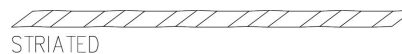


| Materials      | Standard Widths | Optional Widths    |
|----------------|-----------------|--------------------|
| 24 ga. Steel   | 18"             | 12", 14", 15", 16" |
| 22 ga. Steel   | 18"             | 14", 15", 16"      |
| .040" Aluminum | 18"             | 12", 16"           |
| .032" Aluminum | 18"             | 12", 16"           |
| 20 oz. Copper  | 14"             | 12", 18"           |

\*Aluminum & Copper available via special order\*

### Product Features

- Architectural (solid substrate) or structural (open framing) applications
- Integral snap-lock design provides continuous interlock at sidelap
- Installation on roof slopes as low as 3:12
- Installation on vertical walls and fascia systems
- Continuous panel lengths
- Jobsite fabrication available
- ASTM E-1680-95 air infiltration tested
- ASTM E-1646-95 water penetration tested
- ASTM E-1592 structural performance tested
- UL 90 uplift resistance classified assemblies
- 35 year finish warranty
- Surface patterns include smooth, striated, pencil ribs, and bead ribs



Available in all TitanTek colors. Download the PDF Color Cards at:

[www.TitanTekAMP.com](http://www.TitanTekAMP.com)



For more information or to speak with a TitanTek representative, please send your contact information to [info@TitanTekAMP.com](mailto:info@TitanTekAMP.com)