

TITANTEK

Architectural Metal Panels

TitanTek Flush 100/150 Panel

The TitanTek Flush100 (1" deep) and Flush150 (1.5" deep) are panels designed for soffit, wall, and liner applications. It can be installed over solid substrate or on open framing (36" o.c.). Ideal applications include vertical fascias, soffit, equipment screen, and mansard walls. The Flush 100 Panel is available with perforated vent strips for soffit vent application.

Profile Images



Materials	Standard Widths	Optional Widths
24 ga. Steel	12", 16"	20"
22 ga. Steel	12", 16"	20"
.032" Aluminum	12"	
.040" Aluminum	12"	

Aluminum & Copper available via special order



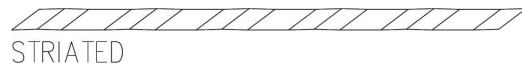
Available in All TitanTek colors. Download the PDF Color Card at:

www.TitanTekAMP.com



Product Features

- Versatile panel for soffit, fascia, facade, and walls
- Panels expand and contract freely
- Flush seam connections with hidden fasteners
- Roll-formed to exact lengths (up to 52' delivered)
- 35 Year finish warranty
- Two rows of vents are standard
- Install over solid substrate or open framing (up to 36" o.c.)
- Available smooth, striated, pencil, v-rib



For more information or to speak with a TitanTek representative, please send your contact information to info@TitanTekAMP.com